

The Learning Corp

**Constant  
Therapy**

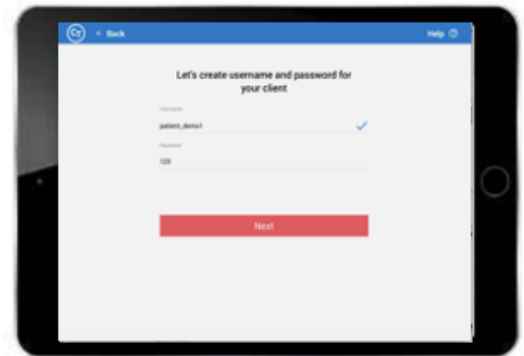
# Constant Therapy: Clinician Edition How-To Guide

65 Chapel Street, Newton, MA, 02458-1010  
[www.constanttherapy.com](http://www.constanttherapy.com)

## GETTING STARTED WITH CONSTANT THERAPY

To familiarize yourself with Constant Therapy, create a demo patient account. This will allow you to see how to add/remove, view the tabs, reports, etc.:

1. Open your Constant Therapy app
2. Tap on Add > Create New Client Account
3. Create a DEMO patient account (i.e. username: xxx\_demo)



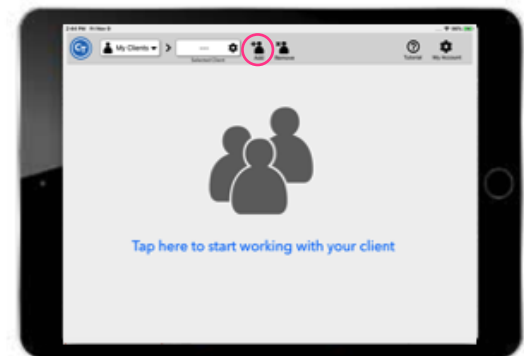
## ADDING A CLIENT TO YOUR ACCOUNT

### New Constant Therapy User

1. Tap on Add > Create New Client
2. Create a patient username and password
3. Write this down for the patient to log in at home

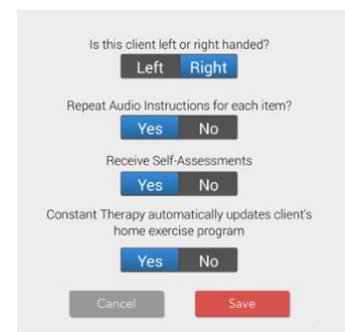
### Link to an existing Constant Therapy User

1. Tap on Add > Add Existing Client
2. Have the patient enter the login credentials



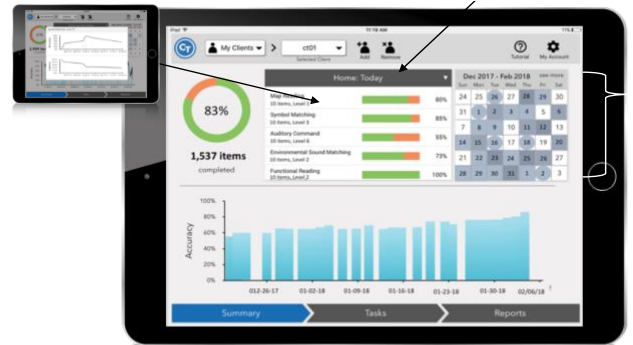
## USING THE CLINICIAN TASK TAB

- Tap on the patient's username to access settings – select which dominant hand, if audio instructions are needed, how the homework plan should populate, etc.
- Access all Constant Therapy exercises in the task window.
- The Clinician can customize the homework plan for the patient or allow the program to auto load. \*Note about automatic homework: The exercises that are auto-added will be determined by the progress of the previous task completed. Tasks will get harder based on the patient's accuracy and latency.
- Search for a specific exercise in the search bar.
- Tap on the blue arrows to move the item to the patient's homework plan.
- To delete an exercise, tap on the minus sign.
- To change the level of difficulty, tap the three lines next to that exercise.



## USING THE SUMMARY TAB

- Choose the date range to review – tap on black bar
- Specific exercise performance – tap on the name of the exercise
- Tap on dates in the calendar to view duration and number of items performed in each session
- Circles = in clinic, Squares = at home



## REPORTS TAB

When tapping on the Reports tab, a SOAP note appears (Subjective, Objective, Assessment and Plan – progress notes) After selecting a date range, this can be exported and printed or emailed or even added to an EMR. Tap to close to view the Reports Table. \*The Reports table is currently only available on iPads.

Tap on the score to view more analytic features. You can see the following data:

- Item-by-item accuracy (Correct/incorrect)
- Item-by-item latency
- Screenshots of each item performed
- Accuracy and latency percentiles



## GET PATIENTS STARTED WITH CONSTANT THERAPY FOR USE AT HOME

Patients can do this on their own or with a caregiver at home.

1. Download the Constant Therapy app onto the patient's tablet
2. Log in with the Username/password created for the patient in the clinic
3. Press Start to begin



If you are curious about which levels of each exercise to assign based on the severity of the impairment, check out the table of impairments that shows severity level and scores in the different speech, language and cognitive domains.